

Adjustable 14" concealed casement engineered composite hinge.

ALL METAL STAMPING, INC

Abbotsford, WI 54405 : 715-223-6324


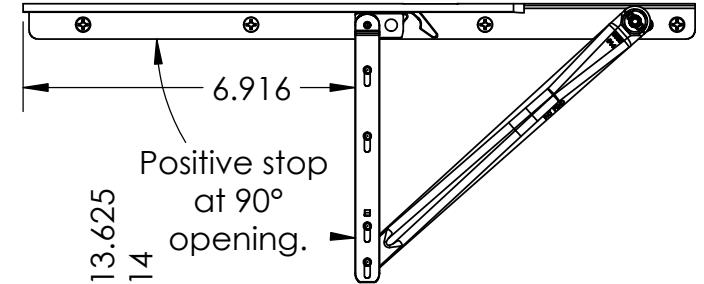
84250-L07 #14 Arm & Track assembly

Release lever incorporated into shoe allows intentional sash removal.

Flair in track allows easy sash installation.

High strength, low friction shoe with stainless steel insert.

Track has automatic integrated stop to prevent unintentional sash removal.



Pivot arm

Sash arm

Adjustable brass pivot allows 1/16" sash adjustment in either direction, without removing pivot arm. Provides ability to square the sash within the frame.

Stainless steel track.

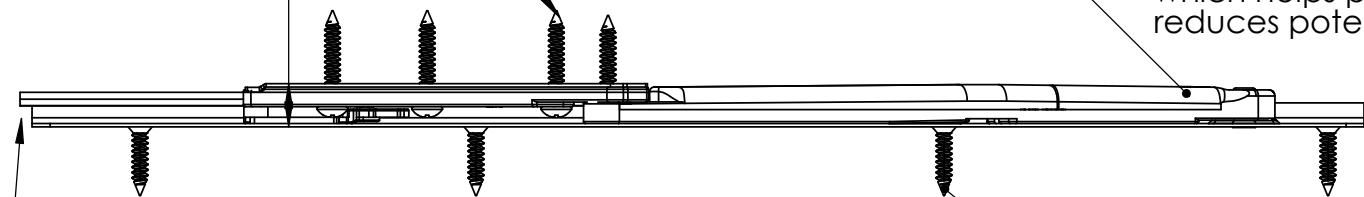
7.500

7/16

Common 3/4 width x 7/16 height fits existing window designs.

#8x1 Panhead screws (not included)

Arms of high strength, engineered composite material will not rust or corrode. Self lubricating material minimizes joint wear. Arm design supports sash over full length of hinge which helps prevent shipping damage & reduces potential for sash to sag.



Notched track clears welded corner joint.

#7 Flat head screws (not included)